



SPRING SAFE storytime

Support Kit

PRESENTED BY



Australian Library and
Information Association

Welcome!

Kids Alive Do the Five is proud to launch the Spring Safe Storytime Campaign in collaboration with the Australian Library & Information Association (ALIA) and the Australian Public Library Alliance (APLA). This exciting initiative is designed to celebrate the beginning of the swimming season by encouraging libraries across Australia to host free, fun, and educational water safety events for children under five and their families.

Public libraries are vital, vibrant centres of community life. Across Australia, they serve as essential access points to information, support, education as well as safe, inclusive spaces for connection. Regardless of economic background, every individual has the right to learn, grow, and participate in their community, and public libraries make this possible.

Perhaps nowhere is this role more evident than in the support libraries offer to families, parents and caregivers, particularly in the formative early years. Through early literacy initiatives like Kids Alive Do The Five, libraries help lay the foundation for a lifelong love of reading, learning and a sense of belonging in their community.

Cathie Warburton

CEO Australia Library and Information Association

At the heart of the campaign is a multi-channel approach that brings together storytelling, music, movement, and sensory play to help young children learn vital water safety messages in an engaging and memorable way. This is a library-friendly resource that makes it easy to deliver dynamic educational events in your community.

By hosting a water safety themed event this spring, your library can be part of a nationwide safety movement - one that promotes early literacy, active play, and water-safety awareness. All materials, including the training framework, activity sheets, storybooks, and promotional tools, are provided for free and can be tailored to your location.

This support kit includes everything you need to bring the campaign to life in your library. Together, we can make a meaningful impact on community safety while celebrating reading, learning, and connection.

Let's help families be safer this swimming season—through stories, songs, and shared smiles.

We appreciate your help

Laurie and Emma Lawrence

Make sure to visit our website www.kidsalive.com.au

Spring Campaign

Spring Safe Storytime

Last year 15 children under 5 drowned. Each Spring, Kids Alive Do The Five launches a safety campaign to help families get ready for the 'swimming season'. This year, we would love to make an impact by encouraging as many libraries as possible across Australia to be part of our spring water safety. Imagine how many children and families we could share vital water safety messages with if you participate?

Goal:

To promote water safety awareness and encourage literacy among young children and their families.

Program: The Spring Safe Storytime program and training, which incorporates storytelling, music, and interactive activities to engage young children in learning about water safety.

What we need:

Your library to commit to hosting a water safety event for under 5s throughout Spring.

When to hold your event:

Events are to be held throughout September or during Spring 2025. The public launch of the Spring campaign will be September 1. You can do 1 event, or as many as you like. It is up to you how you want to incorporate it into your library program.

Promotion:

There will be a full PR campaign rolled out in support of the Spring Campaign and a list of participating libraries added to the Kids Alive website on the event page.

What Resources Are Available?

The Kids Alive team has a variety of free water safety resources available to enhance the experience for the community and families that visit your library.

Books – Kids Alive books include physical copies or digital flipbooks on our website

- > Living with Water
- > Boo's Adventure Series – Home, Pool, Beach, Farm
- > Wise Owl Series – Home, Pool, Beach, Farm

Books are delivered to libraries across Australia but if you do not have a set contact emma@kidsalive.com.au to be sent a set.

Music

Children love to connect with music and dance. Combining music and movement enhances early learning experiences and develop's children's confidence, imagination, feelings and emotions. The Kids Alive team understands the power of music so have developed a range of water safety songs that explore a variety of music genres.

With more than 15 songs to choose from, children will love expressing themselves through our songs like "Hip Hop Into The Pool", "Call 000" and "Sunscreen March" to name a few. Listen to the full catalogue of the Kids Alive children's music here:

<https://gyro.lnk.to/KidsAliveDoTheFive>

YouTube

Visit the Kids Alive YouTube channel @KidsAliveDoThe5, a vibrant digital resource packed with engaging videos designed for children of all ages, from toddlers to school-aged kids.

Water safety education comes to life through captivating video content that combines music, storytelling and active movement. The videos include cartoons for water safety, music videos, learn to dance sessions with Lifesaver Lil, Puppet Shows, Story Time Online and Kids Yoga.

Don't forget to subscribe to the Kids Alive Do The Five YouTube channel @KidsAliveDoThe5 for new content and water safety updates!

Activities




Kids Alive has a range of printable activities available to enhance learning and provide an opportunity for fun craft. There are puzzles, colouring in sheets, memory games, make your own puppets and much more to enhance a water safety event or lesson.

<https://kidsalive.com.au/printable-activities-for-kids/>

Additional Professional Development

Kids Alive has a variety of online training modules designed to showcase how to incorporate water safety in a variety of settings. Visit the Training Hub on the Kids Alive website to access video tutorials, lesson plans and templates to deliver engaging water safety opportunities in your community. Please share these resources with other educators and contacts in your local community. Together we can save lives.

- > Dive Into Books – with Ipswich Library, showcasing another successful program
- > Sensory Sessions – learn how to set up multi-sensory activities with Messy Bubs
- > Ready Set Dance Water Safety Show – for dance teachers or people wanting to deliver active movement programs for young children
- > Stage Show Training – for communities wanting to deliver a full stage show
- > Early Childhood Training – for Teachers and Educators with links to the Early Years Learning Framework (EYLF)



Education Notes For Australian Library And Information Association

The Kids Alive Do The Five program aims to introduce young children and their families to water safety in a positive way.

Kids Alive has books that have been specifically designed to introduce water safety for the Home, Pool, Beach and Farm environments.

- > Living With Water
- > Wise Owl – At Home
- > Wise Owl – At The Pool
- > Wise Owl – At The Beach
- > Wise Owl – At The Farm
- > Boo's Adventures At Home
- > Boo's Adventures At The Pool
- > Boo's Adventures At The Beach
- > Boo's Adventures At The Farm

The books are colourful and engaging and making it easy to talk with children about the pictures and concepts to expand the water safety messages and children's prior learning.

The aim is to provide children with an interactive learning method that reiterates how to have enjoyable and safe interactions when in and around water with their families.

Before/After reading the books encourage children to:

- > Talk about what they see and hear in the stories
- > Recount what happened in each story
- > Share ideas from their experiences at home and within the community
- > Share water related stories from their cultural heritage
- > Explore sacred, cultural and social links to water for Aboriginal and Torres Strait Island communities
- > Contribute ideas and experiences in small and large group discussions and during play
- > Talk about the rhyme and sounds within the stories

Build the learning experience by:

- > Singing and chanting the rhymes, jingles and songs from the Kids Alive Do The Five water safety music
- > Introducing the creative arts of singing, dancing and drama by following along to the Kids Alive Do The Five dance routines
- > Providing children with everyday materials to build on water safety experiences at the home, farm, pool and beach environments during play and projects

When developing educational opportunities Kids Alive always tries to consider the Early Years Learning Framework (EYLF).

What is the EYLF?

The EYLF views young children as capable learners and acknowledges the following:

- > That children's early education starts at home
- > That children learn best through play-based learning
- > The most successful outcomes are when educators, families, and communities work together around the child
- > The most effective practices support children's rights and growth and get them ready for school

When teaching children about swimming and water safety we consider the following outcomes:

- > Children have a strong sense of identity
- > Children connect and contribute to their world
- > Children have a strong sense of wellbeing
- > Children are confident and involved learners
- > Children are effective communicators

If you would like more ideas and inspiration for how others are delivering water safety visit our Teachers Hub for Free Professional Development Training. You can also share these resources with others in your network.

<https://kidsalive.com.au/teachers-hub/>

Water Safety Themes and Discussion Points

Home Theme:

Explore water dangers that can be found around the home.

Some safety themes for discussion may include:

- > Bathtubs (Adult supervision, remove plug, empty water, distractions during bath time)
- > Home pools (pool fencing, pool gates, learn to swim, adult supervision, CPR)
- > Empty water containers (buckets, containers, wheelbarrow, esky, animal bowls)
- > Water play, supervision and emptying water after use (blow up pools, swim shells)
- > Fishpond (not for swimming or playing, stand back from the edge)

Additional topics to explore for water safety around the home:

- > Water catchers that also pose risk (dog bowls, water play shells, play tables)
- > Discuss water conservation, tip water onto plants / gardens / use for washing

Activity ideas:

- > Washing baby dolls with adults supervising them
- > Explore what floats and sinks in water
- > Build a small home scene with common water hazards found at home



Pool Theme:

The main safety theme is the Kids Alive - Do The Five message.

1. Fence the pool
2. Shut the gate
3. Teach your kids to swim – it's great
4. Supervise – watch your mate
5. And learn how to resuscitate (CPR)

Additional topics to explore around pool safety:

- > Starting swimming lessons, where can you learn to swim, do you have a pool
- > Explore the concept of what it means to be safe in the pool e.g. never go in the pool without an adult
- > Practise safe entries, slide into pool with instructor or supervising adult
- > Remove climbable hazards from around the pool area e.g. chairs, pot plants

Activity ideas:

- > Build a pool and fence with playdough and paddle pop sticks
- > Role play a swim lesson, reach rescue with pool noodle, talk about self-preservation
- > Role play going to the pool with teddies or dolls



Beach Theme:

Some safety themes for discussion may include:

- > Sun safety (sunscreen, hat, finding shade, sunglasses and SunSmart swimwear)
- > Swim between the flags (identify colours – red and yellow)
- > Stay within arms' reach (never swim alone or without your adult caregiver)
- > Raise hand for help
- > Dialling 000 for emergency services
- > Following lifeguard instructions
- > Reading beach safety signs

Activity ideas:

- > Make yellow and red beach flags, colour, cut and paste
- > Make flags, position them in sand for sensory play, or in playdough
- > Role play going to the beach, applying sunscreen, hat, sunglasses and packing a beach bag
- > Make a lifesaver hat



Farm Theme:

Identify water dangers that can be found on farms and in the country.

Some safety themes for discussion may include:

- > Bodies of water – dams, rivers, creeks, estuary, waterholes
- > Water troughs for animals
- > Stay with an adult (don't wander off alone, hold adults' hand around water)
- > Farms should have a fenced area where it is safe for children to play (considered best practice)
- > Water tanks
- > Calling 000 for emergency services

Activity ideas:

- > Sensory play with toy pigs in mud, taste safe cocoa oobleck (if messy play is possible)
- > Small word farm play
- > Role play calling emergency services



Welcome to Country

ACKNOWLEDGEMENT OF COUNTRY

Message: *We would like to acknowledge the traditional custodians of the land that we are talking, singing, reading, playing and swimming on today. Please join along with these simple words and actions.*

Here is the land,
Here is the sky
Here are all my friends
And here am I

Hello Songs

Hi Hello

Hi hello and how are you, how are you, how are you
Hi hello and how are you, how are you today

We clap and say hello

We clap and sing hello
We clap and sing hello
With our friends at Storytime
We clap and sing hello!
(Repeat for Wave, Sing, Stomp)

Goodbye Song

We wave and say goodbye
We wave and say goodbye
To all our friends at Storytime we wave and say goodbye
(Repeat for Clap)

Example Games and Activities

WISE OWL GAME:

Have the children and parents call out “Wise Owl Wise Owl what do you see” and Leader replies with a safety/story message. Make up your own story to the theme of home, pool, beach and farm.

Example:

Wise Owl, Wise Owl what do you see?
I see a safety sign in front of me.
 Wise Owl, Wise Owl what do you see?
I see Boo running away from me.
 Wise Owl, Wise Owl what do you see?
I see Boo not swimming between the flags.
 Wise Owl, Wise Owl what do you see?
I see Boo getting washed out to sea.
 Wise Owl, Wise Owl what do you see?
I see Lifesaver Lil saving Boo.
 Wise Owl, Wise Owl what do you see?
I see Lifesaver Lil giving safety tips to Boo.
 Wise Owl, Wise Owl what do you see?
I see all the friends safe as can be.

MAKING WAVES - PARACHUTE GAME

While sitting or standing, children and their parents hold the edge of a parachute (or blanket etc) tightly. Everyone works as a team moving their arms up and down to make waves – the bigger the arm movements, the bigger the waves!

Song Suggestions:

Play the song “**Yellow and Red**”, make bigger waves when the song says yellow and red.

Play the song “**May the Waves**”, slow calming song to relax the group.

BUBBLES POP – PARACHUTE GAMES

While sitting or standing, children and parents hold the edge of the parachute tightly.

While children and parents hold the parachute taut, the Leader can tip a bucket of soft balls into the middle.

Everyone works together to bounce the balls making the effect for “Bubbles Pop”.

Song Suggestion: Play the song “**Bubbles Pop**”, when the song says **Pop** make a bigger movement so the balls bounce high and land in the parachute.

MERRY GO ROUND - PARACHUTE GAME

Encourage parents and children hold the edge of the parachute tightly with one hand, their body turned to the side.

Encourage everyone to work as a team and walk, skip or jump around in a clockwise direction creating a Merry-go-Round effect with the parachute.

Play along to music – when the music stops, the children can turnaround to go back the other way (anti-clockwise).

Song Suggestions: Super Eyes, Hotter, Watching The Water, Let’s Have A Party or any of your favourite Kids Alive songs.

SWIM BETWEEN THE FLAGS

Yellow and Red flags indicate the safest place to swim. These flags mark the area patrolled by lifeguards. Swimming between the red and yellow flags means you’re in a supervised and safer zone. Lifeguards keep a close eye on this section, so it’s where you should swim if you’re visit the beach.

How to play:

- > Use material or paper to create your own yellow and red flags, like the ones seen at the beach.
- > Place the red and yellow flags in a dedicated space in the room.
- > Have the children dance freely around the room.
- > Either stop the music or blow a whistle.
- > When the music stops, everyone moves to the space between the red and yellow flags.

Song Suggestion: Play the song “**Let’s Go To The Beach**”, stop the music at intervals.

SUNSCREEN MARCH

The “**Sunscreen March**” by Kids Alive is great fun for young children, especially in group settings.

- > The rhythm has a clear, **consistent tempo**, perfect for marching in place or around a space.
- > That strong beat helps kids **stay in sync** and feel the rhythm in their bodies.
- > The lyrics include direct, **easy-to-understand actions** like “put on your sunscreen on, rub it on your nose”.
- > Catchy lines and repeated actions make it easy for kids to **pick up quickly**, even if it’s their first time hearing it.
- > March on the spot when the song says “put your sunscreen on”
- > Mimic applying sunscreen when the song says “rub it on your nose”

SCAVENGER HUNT

Scavenger hunts are lots of fun for young kids. They mix adventure, play, and learning all into one exciting activity! Kids love the idea of a quest or a treasure hunt. It gives them a sense of purpose and excitement and taps into their natural curiosity.

Simply choose your theme for Home, Pool, Beach or Farm. Select some items that you can hide around the room. You can use real items, printable pictures, or even word cards. You can even use a picture-based checklist (with little boxes to tick).

- > E.g. Beach Theme: Hat, Sunglasses, Bucket, Spade, Beach Ball, Beach Towel
- > E.g. Pool Theme: Swimwear, goggles, pool noodle, dive toys, towel
- > E.g. Home Theme: Baby bath, bath plug, bucket, watering can, baby dolls, towel
- > E.g. Farm Theme: Farm animals, water tank image, water trough image, gum boots

LIFESAVER LIL SAYS

This is a take on the famous game “Simon Says”. Playing Lifesaver Lil says is super easy and always a hit with young kids—it’s a classic game that builds listening skills, focus, and a whole lot of giggles! Some suggestions of how to play:

- > Lifesaver Lil says “put your sunscreen on”
- > Lifesaver Lil says “swim like a fish”
- > Lifesaver Lil says “pull the plug”
- > Lifesaver Lil says “hold an adults hand”
- > Lifesaver Lil says “shut the gate”
- > Lifesaver Lil says “supervise”
- > “Jump into the pool” (Oops, Lifesaver Lil didn’t say that!

SENSORY SCARF ACTIVITY

Sensory scarf play is a simple, engaging, and developmentally beneficial activity for babies, toddlers and preschoolers. Use lightweight, colourful scarves or material to create a playful experience that stimulates a child's senses and encourage movement, exploration, and bonding.

Experiences:

- > Grabbing, waving, and pulling scarves builds fine and gross motor skills
- > Play music and encourage children to wave or twirl scarves
- > Let the scarf float down slowly while children lay on their back or tummy
- > Parents can hide their face with the scarf, then reveal with a peekaboo!
- > Toss scarves in the air and watch them float down

Song Suggestions:

Song **"Yellow and Red"**: Use yellow and red sensory scarves and shake them when the song says yellow and red.

Song **"You Are Home"**: Have parents use colourful scarves to float down slowly while children lay on their back or tummy.

ROLE PLAY – CPR WITH A TEDDY BEAR

Doing CPR on a teddy bear is a fantastic and playful way to introduce young kids to basic safety concepts, or to help them understand what happens during an emergency in a non-scary way. It's especially great for role play, early learning, or even calming anxiety after seeing a real-life emergency.

- > Talk about DRSABCD
- > Role Play Calling "000"
- > CPR is 30 compressions and 2 breaths
- > Practice compressions and breaths on your teddy bear
- > Use the song "Call 000" with this activity

HIP HOP INTO THE POOL – VERSION OF BOB DOWN FREEZE

Bob Down Freeze is a super fun and active game for toddlers and preschoolers! This game will keep little ones giggling and moving.

Play the upbeat hip hop song "Hip Hop Into The Pool".

Encourage everyone to dance, bounce, wiggle, or move around the space however they like.

When the song says **"COOL"** everyone bobs down.

WASHING BABY DOLLS – ROLE PLAY

To simulate bathing and caring for a baby doll, encouraging nurturing behaviour, communication, and understanding of hygiene routines. Reinforcing the importance of adult supervision during bath time, pulling the plug, emptying the bath water and storing the plug out of reach.

Equipment: Baby dolls, baby bath or tubs, washcloths or sponges, towels, toy shampoo bottles, baby clothes or blankets, brush/comb, bath toys ducks/boats

SMALL WORLD PLAY – HOME, POOL, BEACH OR FARM THEME

Small world play is a type of imaginative play where children create and explore miniature environments that represent real life. It allows them to act out scenarios, stories, and roles using small figures, animals, vehicles, buildings, and natural elements.

Small world play is full of learning benefits:

- **Language development** – Kids can narrate and describe what's happening
- **Creativity** – Kids can build their own stories and environments
- **Emotional Expression** – Kids can understand and process experiences by acting them out
- **Problem-solving** – Kids can create challenges or conflicts and find ways to resolve them
- **Fine motor skills** – Manipulating small items strengthens coordination

PACK-A-BAG ROLE PLAY

This is a simple and engaging pretend play activity where children pack and unpack a bag—just like grown-ups do! It builds independence, imagination, and practical life skills, and it's super easy to set up. You can choose the Pool, Beach or Farm Theme. Common items that you may pack include hats, sunscreen, drink bottles, towels, beach balls, buckets, swimwear.

This activity supports:

- Language development (talking about items)
- Fine motor skills (zipping, stuffing, pulling)
- Memory and sequencing
- Decision-making and independence
- Imaginative thinking

Supplementary Resources

BOOKS BY OTHER AUTHORS

We understand that you may have some additional books that may be useful to teach children about swimming and water safety topics. Here are some other suggestions. Please feel free to explore other great books.

- I'm the biggest thing in the ocean – by Sherry, Kevin
- Hooray for Fish – by Cousins, Lucy
- In the Deep End – by Charlie Thomson
- No Way Yirrikipayi! – by Alison Lester
- I Saw We Saw – by Yolngu students from Nhulunbuy Primary School

FAMILIAR NURSEY RHYMES

Many families will already know classic nursery rhymes, which can make story time feel comfortable and welcoming. Because these rhymes are short, repetitive, and easy to remember, it can also encourage participation within the session. They often include hand motions or movements, keeping kids actively involved.

Here are some nursery rhymes that will fit in with the water safety themes at the Home, Pool, Beach and Farm.

- 12345 Once I Caught A Fish Alive
- 5 Little Ducks Went Out One Day
- Down In The Meadow
- Row, Row, Row, Your Boat
- Old Macdonald Had A Farm (can also change to beach theme)
- Happy And You Know It – Adapt to suit environment E.g. If you're a fish and you know it swim around, if you're a fish and you know it splash your hands, if you love swimming and you know it paddle your arms
- Wise Owl Pokey (Adapted from Hockey Pokey)

Lesson Plan Template

Develop and customise the lesson plan to suit your event

Kids Alive Story Time – Spring

Day: _____ Time: _____

Registration

- > *If the event is outside your usual service please conduct a prior risk assessment*
- > *Families arrive and register for event*
- > *Sign media consent*
- > *Place coloured wrist bands on families who don't want to be photographed (available at office works)*
- > *Set up small world play stations for families to enjoy while others sign in*
- > *Have Kids Alive music playing during registration*

OPENING:

Welcome Song – Select familiar song

Welcome to Country

We would like to acknowledge the traditional custodians of the land that we are talking, singing, reading, playing and swimming on today. Please join along with these simple words and actions.

Here is the land,
Here is the sky
Here are all my friends
And here am I

Safety Message

Hello everyone, and welcome to Story Time at the Library! Today, we're diving into a special theme for Spring! We are going to learn all about Kids Alive Do The Five and water safety!

Whether it's at home in the bath, at the pool, down the beach or around a creek, water can be lots of fun! But it's vital to stay safe, especially for our little ones.

According to the National Drowning Report from 2024, 15 children under the age of 5 drowned in Australia. Many more children were admitted to hospital as a result of a non-fatal drowning. This is a stark reminder of the importance of supervision and vigilance around water.

Most of drowning accidents occur around the home—in backyard pools, bathtubs, and on rural properties with dams. But any water, even very shallow, can pose a danger for children under 5. Young children are naturally curious, and it only takes a moment for an accident to happen.

Today, through stories and songs, we'll learn all about water safety and how to enjoy the water safely. Remember things like supervising children closely, keeping pool gates shut, and emptying bathwater straight after use. Let's keep water safety front of mind and have fun learning!

Everyone Sings The "Kids Alive Do The Five" Water Safety Song

Or use the Dance Version with Lifesaver Lil <https://www.youtube.com/watch?v=ityU8nJeyQM>

Books: List the books you will include during the session.

Refer to discussions points for home, pool, beach and farm themes.

Songs: List the songs you will include <https://gyro.lnk.to/KidsAliveDoTheFive>

Games: List the games you will include

Resources: List the resources you will need.

Craft Activity: Select your craft activity

<https://kidsalive.com.au/printable-activities-for-kids/>

Including a craft activity after singing and reading during story time offers several wonderful benefits, especially for young children. Craft helps reinforce key water safety messages in a hands-on, memorable way. It gives parents and caregivers an opportunity to talk with their child about what they learned during story time in a relaxed, interactive setting. This can be done at home or done with the session.

Parent Messaging:

Reinforce water safety messages. Refer to discussions points for home, pool, beach and farm themes.

Communicate to parents about upcoming events and house keeping relevant to the location.

Good Bye Song:

We wave and say goodbye

We wave and say goodbye

To all our friends at Storytime we wave and say goodbye

(Repeat for Clap)

Morning Tea Optional:

Morning tea after story time is a lovely way to bring families together and wrap up the session in a relaxed, social atmosphere. Focus on simple, healthy, and allergy-aware options.

Reflect and Debrief:

What went well?

What could be done differently?

Participant Feedback

Promotional Material

Campaign logo



The following tools will help you promote your event and encourage participation from the local community.

Poster Ideas



Tips

- > Personalise the posters with your location and event details and then print them out and place them in the library to help promote the event.
- > Take some to the local shopping centre noticeboard or a community noticeboard in your area.

Newsletter article

Send members of your story time databases an invite to the event.

Subject Line: Celebrate Spring with a Storytime That Could Save a Life!

This Spring, [Library Name] is proud to be part of the Kids Alive Spring Safe Storytime Campaign, in partnership with ALIA and the Kids Alive team.

We're inviting families with children under five to join us for a special spring event—an interactive experience combining stories, music, dancing and sensory activities that teach children how to stay safe around water.

Location: [Library Location]

Date: [Insert Date]

Time: [Insert Time]

Don't miss this free special event – let's help keep our little ones safe this swim season.

To find out more about the campaign visit: www.kidsalive.com.au (or a local page on your library site)

Tips:

- This article is just a base idea and can be adapted to suit your theme and style of communication.
- It is based on being sent as an email and be a standalone notice or part of a larger newsletter.
- You might like to create an event page on your local library site to gauge numbers.

Social Media

The following are examples of social media posts you can utilise to encourage people to attend your spring event. They are a guide only and can be adapted to suit your libraries style and tone of communication.

Facebook: To tag Kids Alive on Facebook refer to them as **@kids.alive.do.the.five**. This will hyperlink automatically in your post to the pages. It will turn blue and simply show the brand names if the tag is successful. Using this tag will enable us to track how many people this message is spread to and will allow people to find the Facebook page easily.

Instagram: To tag Kids Alive in any posts on Instagram refer to them as **@kids_alive**.

Examples:

Did you know children under 5 are most at risk of drowning—especially around the home?

Join us at **[Library Name]** for a fun, FREE Spring Safe Storytime session with Kids Alive's! Perfect for kids under 5, this event blends storytime with important safety lessons in a playful way. [Date] [Time] [Location] Let's dive into spring safely—together! #KidsAlive #Storytime #WaterSafety #SpringLibraryFun

Learning water safety has never been this fun!

Join us on [Day] [DATE] this Spring at [Library Name] for a special event. There will be books, singing, dancing, craft, bubbles and much more. #KidsAlive #Storytime #WaterSafety #SpringLibraryFun

Water Safety Tip of the Week!

Tip #1: Always supervise children around water - even in the bath.

Learning starts with awareness! Come to our Kids Alive Spring Safe Storytime to discover more life-saving tips through play and fun. [Date] | [Location]

#WaterSmartFamilies #StorytimeWithPurpose #SpringWaterSafety

(You can post 1 tip per week leading up to the event!)

Only 3 days to go until our spring storytime with Kids Alive!

Join us for bubbles, songs, stories and important lessons that will help keep your little ones safe around water. Storytime has never been this splashy!

[Location] | [Date] | [Time]

#SpringIntoSafety #LibraryEvent #KidsAliveDoTheFive

Spring is here – and so is our special Storytime event!

Join us for a free, fun-filled morning of songs, stories and interactive activities that help children learn to stay safe around water.

Perfect for families with children under 5.

[Date] | [Time] | [Library Name]

Let's learn, laugh and splash into spring together!

#StorytimeEvent #WaterSafetyForKids #LibraryLife #SpringAtTheLibrary

Did you know music and movement are powerful tools for learning?

Our special Spring Safe Storytime blends upbeat songs and active play to help children understand water safety in a way that sticks.

Dance, sing, and stay safe this season.

Ages 0–5 | [Date] | [Library Name]

#SingLearnPlay #SpringStorytime #SafeKids #EarlyLiteracy #KidsAliveDoTheFive

A sneak peek at what's coming to [Library Name] this Spring!

From storytelling to water safety games, our upcoming event promises fun and learning for little ones and their grown-ups.

Mark your calendar—you don't want to miss this!

[Date] | [Time]

#LibraryEvents #FamilyFun #SpringSafetySession #LearningThroughPlay #KidsAliveDoTheFive

Let's dive into stories that could save a life!

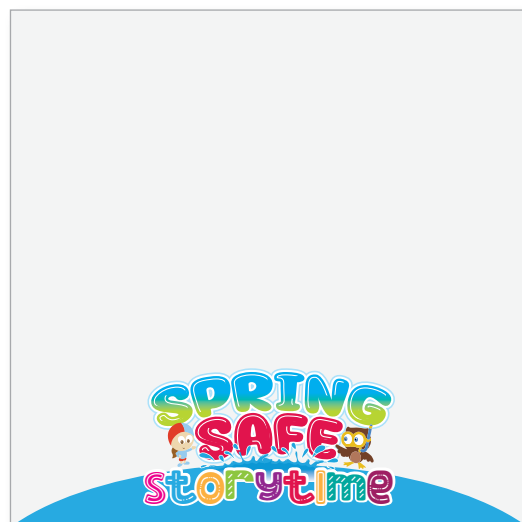

Our Spring Safe Storytime includes beautiful water safety picture books created just for children under 5 from our friends at Kids Alive.

They're colourful, playful, and full of important messages about staying safe around water—at home, at the pool, or at the beach.

Come listen, learn, and leave with resources you can use at home.

#BooksWithPurpose #StorytimeMatters #WaterWiseKids #ReadingTogether #KidsAlive

Templates:



Code of Conduct

For Employees & Volunteers

Scope

To educate the public on swimming and water safety the Kids Alive - Do The Five program, shares free resources including books, music videos, mascots and online content to the community. The Kids Alive resources include water safety messages for the pool, home, beach and farm environments.

The Kids Alive program aims to increase awareness and reduce drowning incidents in children under 5.

Swimming pools pose the greatest danger to preschool children. For this reason, the Kids Alive Do The Five mantra was born. 1. Fence the pool, 2. Shut the gate, 3. Teach your kids to swim – it's great, 4. Supervise – watch your mate, 5. Learn how to resuscitate. Kids Alive – Do The Five.

Service providers including Early Learning Centres, Family Day Cares, Schools, Playgroups, Libraries, Swim Schools and other community groups, frequently use the Kids Alive resources to educate children and families within their network.

This collaboration is essential to increase awareness, build skills and knowledge, promote safe venues and encourage aquatic participation in the wider Australian community.

Statement of Commitment

Kids Alive Team is committed to the safety and wellbeing of all children and young people. The service providers who use the Kids Alive resources are required to treat all children, young people, and the wider community with respect and understanding at all times and listen to their concerns.

To ensure children and young people are kept safe from harm, the following code of conduct for interacting with children and young people applies.

Who must comply with the code of conduct?

This code of conduct applies to all paid employees, volunteers (unpaid) and visitors who deliver and/or participate in water safety education sessions using the Kids Alive resources.

The standards of appropriate behaviour

Behaviour	Appropriate	Inappropriate
Language	<ul style="list-style-type: none"> Using encouraging/positive words and a pleasant tone of voice Open and honest communication 	<ul style="list-style-type: none"> Insults, criticisms or name calling Bullying/swearing or yelling Sexually suggestive comments/jokes
Relationships	<ul style="list-style-type: none"> Being a positive role model Building relationships based on trust Empowering children to share in decision making 	<ul style="list-style-type: none"> Favouritism Spending excessive amounts of time alone with children Non work-related contact outside of working hours (either physical or via email/phone)
Physical Contact	<ul style="list-style-type: none"> Allowing for personal space Touching due to medical emergency or protecting from physical harm Non-threatening 	<ul style="list-style-type: none"> Violent or aggressive behaviour including hitting, kicking, slapping or pushing Kissing or touching of a sexual nature consistent with "grooming".
Other	<ul style="list-style-type: none"> Appropriate attire/clothing for role Use of internet/mobile phone for work related purposes only 	<ul style="list-style-type: none"> Using alcohol or other substances before coming to work Inappropriate clothing Sending inappropriate emails Taking video footage or photos

General Responsibilities

When using the Kids Alive resources and materials, service providers agree to the following:

- ✓ Be committed to the Kids Alive Do The Five program.
- ✓ Respect the rights, dignity and worth of every person, regardless of their abilities, gender, religion or cultural background.
- ✓ Develop a safe and supportive learning environment.
- ✓ Conduct a risk assessment prior to delivering water safety sessions.
- ✓ Remove and report any incidents, inappropriate behaviour or forms of abuse.
- ✓ Be reliable and accountable.
- ✓ Respect confidentiality.
- ✓ Perform tasks responsibly and ethically.
- ✓ Value and support other team members.
- ✓ Hold a valid Working With Children Check relevant to the appropriate State or Territory in Australia.
- ✓ Hold a valid First Aid and/or CPR certificate.
- ✓ Refrain from doing anything to compromise your safety or the safety of others.
- ✓ Undertake training as requested/necessary.
- ✓ Ask for support when needed.
- ✓ Not bring any claims against Kids Alive (including directors, officers, employees, contractors, volunteers or agents) for any damage, injury, loss or liability to persons or property cause by your wilful, reckless or negligent acts or omissions while providing the voluntary services.